

Copyright
by
Your Name Here
2024

The Dissertation Committee for Your Name Here
certifies that this is the approved version of the following dissertation:

Your Title Here

Committee:

Your Supervisor, Supervisor

Your Co-Supervisor, Co-supervisor

Committee Member 1

Committee Member 2

Committee Member 3

Your Title Here

by
Your Name Here

Dissertation

Presented to the Faculty of the Graduate School of
The University of Texas at Austin
in Partial Fulfillment
of the Requirements
for the Degree of

Doctor of Philosophy

The University of Texas at Austin
May 2024

Dedication

To Bevo.

Epigraph

All right, all right, all right.

—Wooderson, *Dazed and Confused*

Acknowledgments

Thanks to the previous authors of this template, and to the Graduate School for providing it.

Preface

Readers, this document represents a great deal of time and effort. Enjoy. Cheers,
Your Name Here.

Abstract

Your Title Here

Your Name Here, PhD
The University of Texas at Austin, 2024

SUPERVISORS: Your Supervisor, Your Co-Supervisor

Your abstract goes here. Do not use \abstract!

Table of Contents

List of Tables	10
List of Figures	11
List of Illustrations	12
List of Maps	13
List of Slides	14
Chapter 1: Introduction	15
1.1 Important Note	15
1.2 Status of this Template	15
1.3 Example Section Name	17
Chapter 2: Main Text Short Title	18
2.1 Section Title	18
2.2 Linguistic examples	22
Appendix A: Appendix Name	23
A.1 Appendix section	23
Appendix B: Another Appendix	24
Glossary	25
References	26
Vita	27

List of Tables

2.1	Short example table title	19
-----	-------------------------------------	----

List of Figures

2.1	Example image	18
2.2	Example image	19

List of Illustrations

2.1 Short example illustration title 20

List of Maps

2.1	Short example map title	20
-----	-----------------------------------	----

List of Slides

2.1	Short example slide title	21
-----	-------------------------------------	----

Chapter 1: Introduction

Please be sure to refer to the Graduate School's format guidelines as they may have changed. This template was last updated April 2024.

As of this writing (April 2024) there are several required sections for ETDs, with several optional sections. All required sections and optional sections are supported by this template. To make changes to most formatting options, you will need to update `styles/utformat.sty`. Some aspects of the formatting depend on which kind of document you are producing (dissertation, report, thesis, treatise), so be sure to update the appropriate section if relevant.

1.1 Important Note

Please be sure you have selected the appropriate type of document by using the `\dissertation`, `\mastersthesis`, `\mastersreport`, or `\treatise` commands in your main `.tex` file (these are correct in the provided template for each main document option). Be sure to update the definitions for `\degree` and `\degreeabbr` in your main `.tex` file if appropriate.

1.2 Status of this Template

Below you will find some information on the current status of this template.

1.2.1 Limitations

If you have one appendix, use command `\appendix` in `structural/body.tex`. If you have more than one appendix, use command `\appendices` instead.

Currently, this template does not support dual degrees. In this case, you may find it easiest to edit the definition of `\titlepage` in `styles/utformat.sty` to say “Degrees” rather than “Degree.” It will be easiest to replace the line that includes `\degree` and add additional lines for each degree. See the Graduate School’s formatting document for more information on what the title page should look like for dual degrees.

This template will automatically set the graduation month and year based on when you compile it. If needed, this can be changed at `\graduation@month` in `styles/utformat.sty`.

1.2.2 Formatting Choices

While the current Graduate School formatting requirements are quite flexible, several choices have been made in the development of this template and are detailed below:

- The bibliography section has been titled “References”. To change this, update the definition of `thebibliography` in `styles/utformat.sty`.
- Figures, tables, etc. are double-numbered, meaning that they reflect the chapter (e.g., Figure 2.1 is the first figure in Chapter 2). To change this, use `\counterwithout{figure}{chapter}` and similar commands – see the commented section near the top of `styles/utformat.tex`.
- The Table of Contents will include chapters, sections and subsections (not sub-subsections). To change this, you will need to update `tocdepth`. This is set in `structural/preamble.tex`.
- Within chapters, sub-subsections will be numbered (e.g., §1.2.3.4). To change this, update `secnumdepth`. This is set in `structural/preamble.tex`.

- See §2 for examples of how citations are currently formatted. This template uses the natbib package for citations, which can be customized.
- Text is 1.5-spaced. To change, instead of `\oneandahalfspacing`, you may use `\doublespacing` in `structural/preamble.tex`.
- Block quotes are single-spaced. To change, instead of `\singlespacequote`, use `\doublespacequote` in `styles/utformat.sty`.
- Numbering for theorems and similar environments is set at the chapter level, but can be set in `structural/preamble.tex`.

1.3 Example Section Name

Example section text.

1.3.1 Example Subsection

Example subsection text.

1.3.1.1 Example Subsubsection

Example sub-subsection text.

Chapter 2: Main Text Longer Title¹

Abstract

If your chapter requires an abstract, use this command, NOT abstract.

Main text. In-text citation [Knuth \(1984\)](#) or parenthetical citation ([Knuth, 1984](#)).

2.1 Section Title

Figures can be included as in Figure 2.1. Additional figures will be numbered as Figure 2.2.




Figure 2.1: Example image

Tables can be included as in Table 2.1.

¹Including a footnote.




Figure 2.2: Example image

a	b
c	d

Table 2.1: Longer explanation of the 2x2 table shown above.

Illustrations can be included as in Illustration 2.1.






Illustration 2.1: Longer explanation of the illustration shown above.

Maps can be included as in Map 2.1.



Map 2.1: Longer explanation of the map shown above.

Slides can be included as in Slide 2.1.



Slide 2.1: Longer explanation of the slide shown above.

Block quotes can be included as well, using the quotation package, as can be seen in the following quotation.

The core values of The University of Texas at Austin are learning, discovery, freedom, leadership, individual opportunity, and responsibility. Each member of the university is expected to uphold these values through integrity, honesty, trust, fairness, and respect toward peers and community.

Theorems can be added as Theorem 2.1, along with definitions, lemmas, etc.

Theorem 2.1. *Theorem here.*

2.2 Linguistic examples

Linguistic examples with glosses can be included using commands from the `linguex` package. *Bitstream Charter* (the default font) has support for most Latin characters — *Charis SIL* is also available to use as a font (since it has [a larger glyph set](#)) using the `\ipafont` command. (1a) and (1b) use the default font; (1a) is typeset correctly, but (1b) is not, as evidenced by the empty blocks (denoting characters/glyphs not available in the default font). *Charis SIL* using the `\ipafont` command remedies this, as seen in (1c):

- (1) a. það voru lesnar fjorar bækur.
EXPL were read four.PL.NOM book.PL.NOM
'Four books were read!'
- b. □ána-ǎnd'□h híd-ǎn g'úp-úh
Ana-ASS.PL 3PL-OBJ SCOOP-DECL
'Ana and her children were serving them.'
- c. ?ána-ǎnd'əh híd-ǎn g'úp-óh
Ana-ASS.PL 3PL-OBJ SCOOP-DECL
'Ana and her children were serving them.'

To write a multilingual document with scripts beyond Latin/Cyrillic, refer to [this document](#), which describes how to use the `polyglossia` package to write in English, Arabic, Sanskrit, Hindi, Chinese, Japanese, Korean, Greek and Thai, all in one document.

Appendix A: Appendix Name

Text here.

A.1 Appendix section

Text here.

A.1.1 Appendix section

Text here.

A.1.1.1 Appendix section

Text here.

Appendix B: Another Appendix

Glossary

Your Name Here A hard-working graduate student, nearing the end of this chapter of your education!

Doctor of Philosophy Your Name Here is about to earn this. Congratulations!

References

Donald K. Knuth. *The T_EXbook*. Addison-Wesley, 1984.

Vita

Your Name Here is going to graduate soon!

Address: Your Email or Physical Address (for Vita)

This dissertation was typeset with \LaTeX † by the author.

† \LaTeX is a document preparation system developed by Leslie Lamport as a special version of Donald Knuth's \TeX Program.